

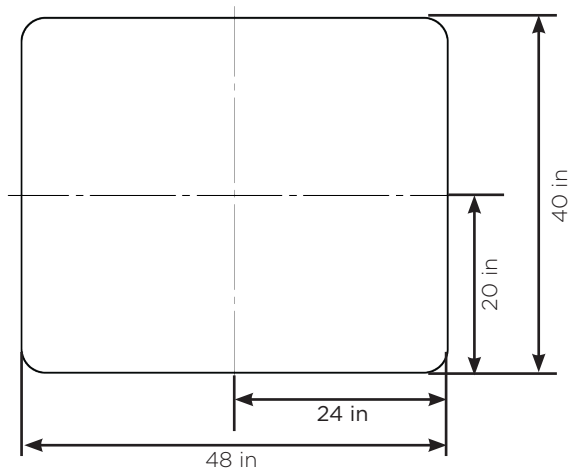


PLASTIC
PALLET PROS

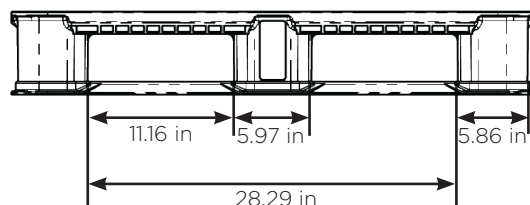
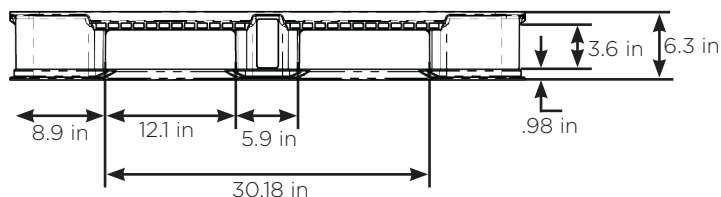
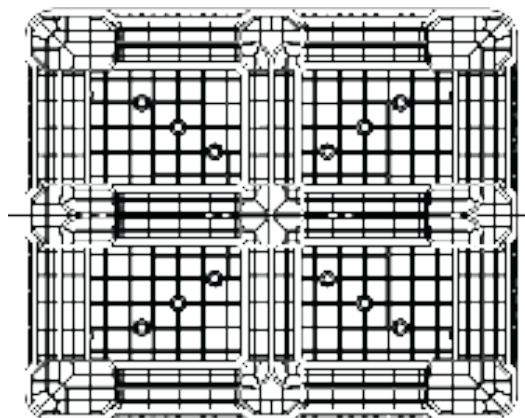
RRM DLR4840

SKU: RRM SR306 48.40

Top View



Bottom View



SPECIFICATIONS

DIMENSIONS

Dimensions (L/ W/ H)

1,219 / 1,016 / 160 (mm)

48 / 40 / 6.3 (in)

LOGISTICS

Weight	48 (LB)
Maximum Load Dynamic	5,000 (LB)
Maximum Load Static	30,000 (LB)
Supported Racking Load Capacity	17 (LB)

53' Truckload - Quantity - 510

MATERIAL (If Applicable)

Color: Blue

Material: HDPE 100% Recyclable



@PlasticPalletPros



@PlasticPalletPros



877-651-7816



PlasticPalletPros.com



RRM DLR4840


SKU: RRM SR306 48.40



Edge Rackable



Double wall with
ratchet fastening



Unique lower
deck design

- Solid top prevents loose product from falling through open grid
- Telescoping double legs provide twice the forklift damage protection of common single walled product
- Innovative ratchet fastening system: 3X stronger than welded or snap construction
- Edge rackable to 2,200 lbs.
- Anti-microbial additive options available
- Highly durable & easy to clean solid surface
- Unique lower deck design includes first ever pallet jack guide that prevents related damage
- 4-Way entry for forklift and pallet jack
- Ideal for Pharmaceutical, Medical, Industrial, Food and Beverage applications
- Options: Intermittent perimeter lip, Molded-in or hot-stamped logo/company ID, rubber grommets